

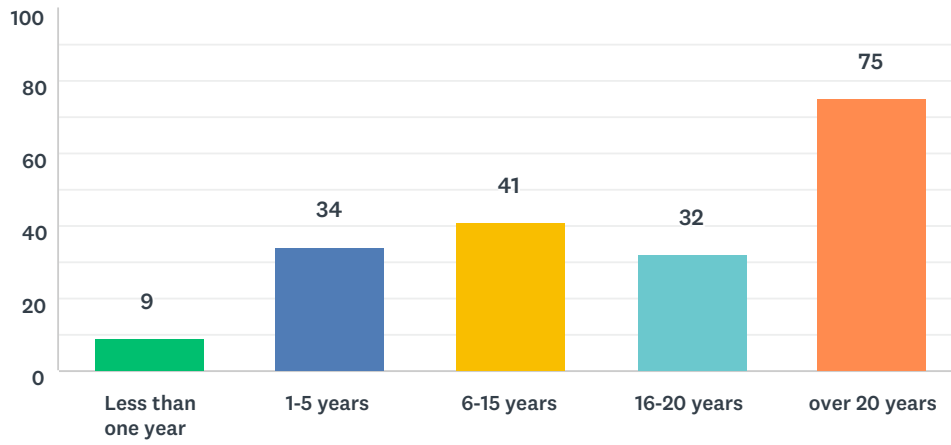
Q1 Please enter the number of people in your household in the following age bands.

Answered: 188 Skipped: 7



Q2 How long has your household lived in Bleasby ?

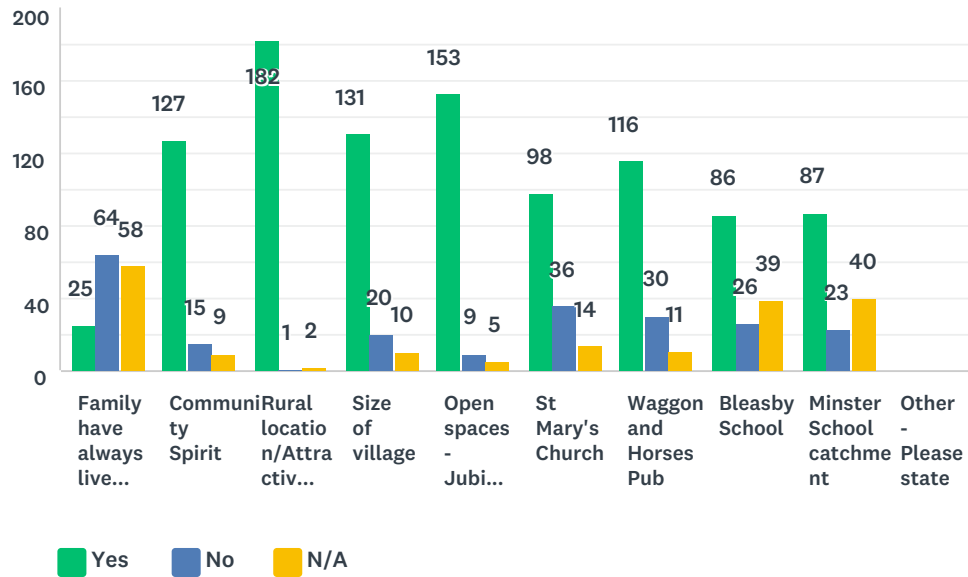
Answered: 191 Skipped: 4



ANSWER CHOICES	RESPONSES	
Less than one year	4.71%	9
1-5 years	17.80%	34
6-15 years	21.47%	41
16-20 years	16.75%	32
over 20 years	39.27%	75
TOTAL		191

Q3 What is important to you about living in Bleasby?

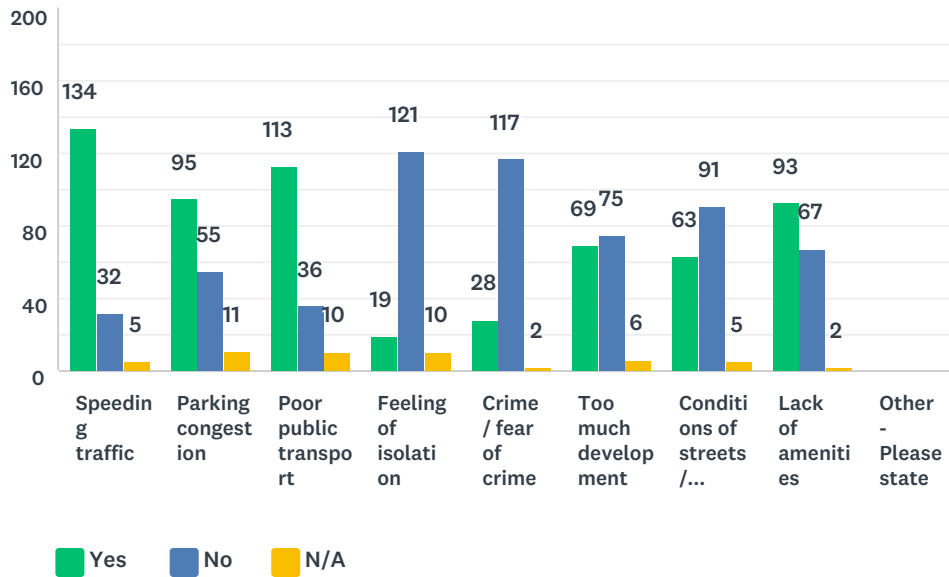
Answered: 188 Skipped: 7



	YES	NO	N/A	TOTAL	WEIGHTED AVERAGE
Family have always lived here	17.01% 25	43.54% 64	39.46% 58	147	2.22
Community Spirit	84.11% 127	9.93% 15	5.96% 9	151	1.22
Rural location/Attractiveness	98.38% 182	0.54% 1	1.08% 2	185	1.03
Size of village	81.37% 131	12.42% 20	6.21% 10	161	1.25
Open spaces - Jubilee Ponds, Glebe Field etc.	91.62% 153	5.39% 9	2.99% 5	167	1.11
St Mary's Church	66.22% 98	24.32% 36	9.46% 14	148	1.43
Waggon and Horses Pub	73.89% 116	19.11% 30	7.01% 11	157	1.33
Bleasby School	56.95% 86	17.22% 26	25.83% 39	151	1.69
Minster School catchment	58.00% 87	15.33% 23	26.67% 40	150	1.69
Other - Please state	0.00% 0	0.00% 0	0.00% 0	0	0.00

Q4 What concerns you about living in Bleasby ?

Answered: 188 Skipped: 7



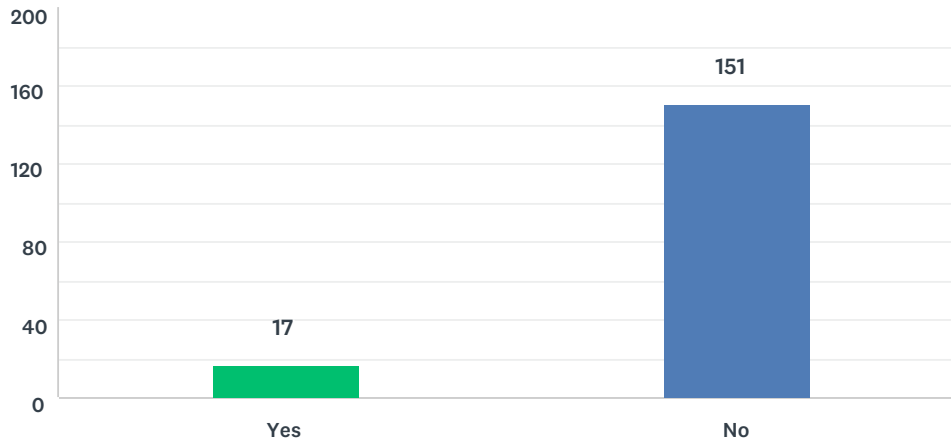
	YES	NO	N/A	TOTAL	WEIGHTED AVERAGE
Speeding traffic	78.36% 134	18.71% 32	2.92% 5	171	1.19
Parking congestion	59.01% 95	34.16% 55	6.83% 11	161	1.37
Poor public transport	71.07% 113	22.64% 36	6.29% 10	159	1.24
Feeling of isolation	12.67% 19	80.67% 121	6.67% 10	150	1.86
Crime / fear of crime	19.05% 28	79.59% 117	1.36% 2	147	1.81
Too much development	46.00% 69	50.00% 75	4.00% 6	150	1.52
Conditions of streets / pavements	39.62% 63	57.23% 91	3.14% 5	159	1.59
Lack of amenities	57.41% 93	41.36% 67	1.23% 2	162	1.42
Other - Please state	0.00% 0	0.00% 0	0.00% 0	0	0.00

Q5 Are there any other clubs to join or activities you would wish to see in Bleasby? For example: arts/crafts, drama, music, sport, films, languages, food/drink, walking, discussion group, bridge club, gardening, travel, dancing, youth club etc. Please specify below:

Answered: 73 Skipped: 122

Q6 Would you be willing to help start up/and or run a new club in Bleasby ?

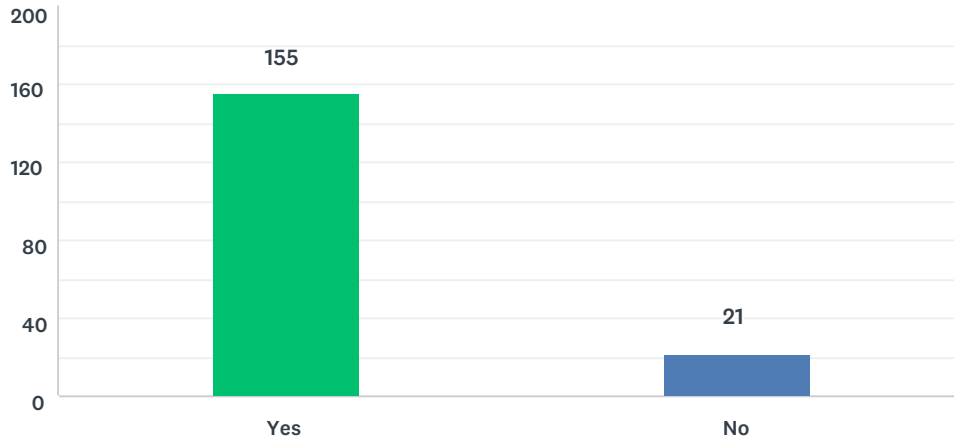
Answered: 168 Skipped: 27



ANSWER CHOICES	RESPONSES	
Yes	10.12%	17
No	89.88%	151
TOTAL		168

Q7 Do you value and enjoy community events?

Answered: 176 Skipped: 19



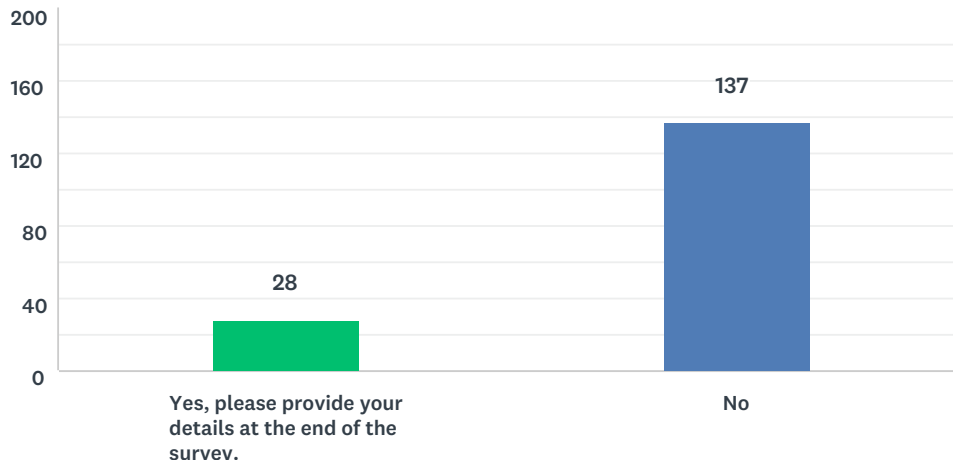
ANSWER CHOICES	RESPONSES	
Yes	88.07%	155
No	11.93%	21
TOTAL		176

Q8 What additional events would you/your family like to attend?

Answered: 41 Skipped: 154

Q9 Would you be willing to join an Events Support Group?

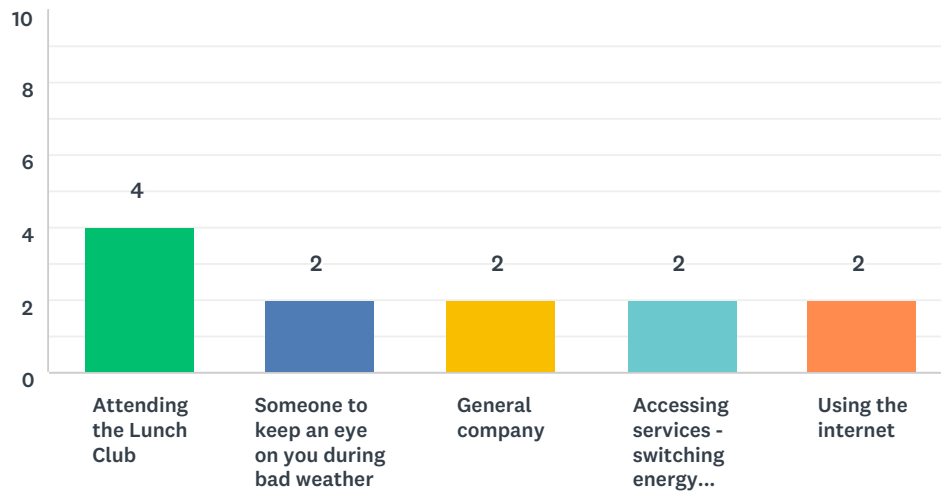
Answered: 165 Skipped: 30



ANSWER CHOICES	RESPONSES	
Yes, please provide your details at the end of the survey.	16.97%	28
No	83.03%	137
TOTAL		165

Q10 Would you, or any members of your household, benefit from help with any of the following? (Please tick all that apply)

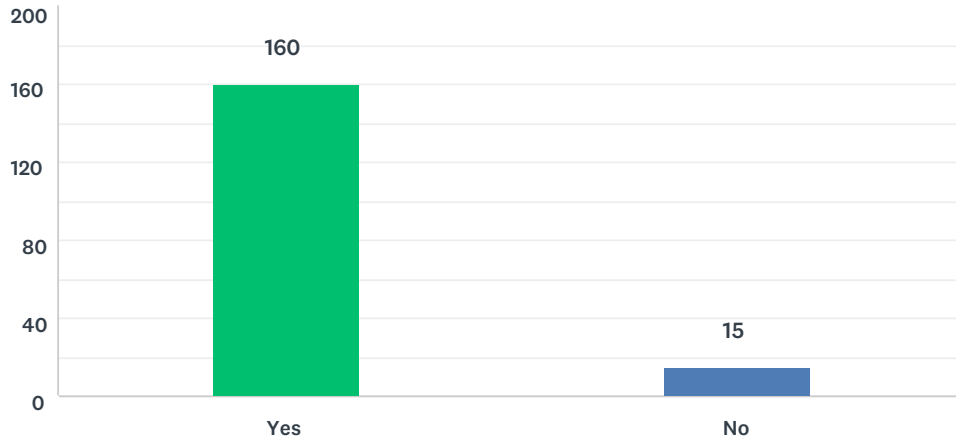
Answered: 12 Skipped: 183



ANSWER CHOICES	RESPONSES
Attending the Lunch Club	33.33% 4
Someone to keep an eye on you during bad weather	16.67% 2
General company	16.67% 2
Accessing services - switching energy supplier, mobile phone deals etc.	16.67% 2
Using the internet	16.67% 2
TOTAL	12

Q11 Would you be prepared to help a neighbour ?

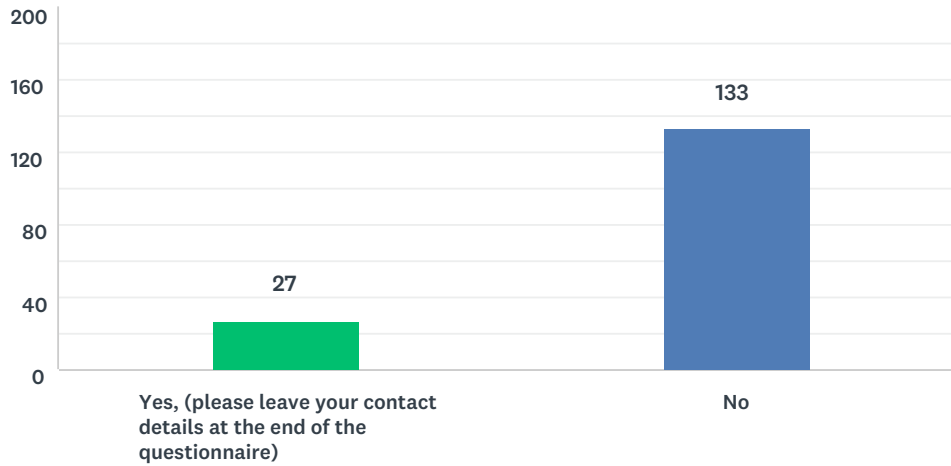
Answered: 175 Skipped: 20



ANSWER CHOICES	RESPONSES	
Yes	91.43%	160
No	8.57%	15
TOTAL		175

Q12 Defibrillator The parish council is seeking at least 10 people who would be willing to join the 'Village Emergency Telephone System' in support of the defibrillator. Would you be interested to hear more about this?

Answered: 160 Skipped: 35



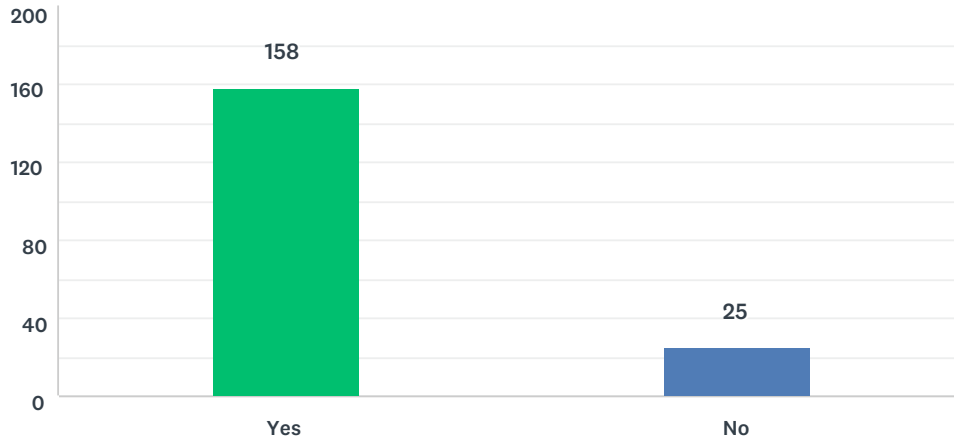
ANSWER CHOICES	RESPONSES	
Yes, (please leave your contact details at the end of the questionnaire)	16.88%	27
No	83.13%	133
TOTAL		160

Q13 Do you have any other comments to make related to this community spirit section?

Answered: 29 Skipped: 166

Q14 Do you use local footpaths and bridleways?

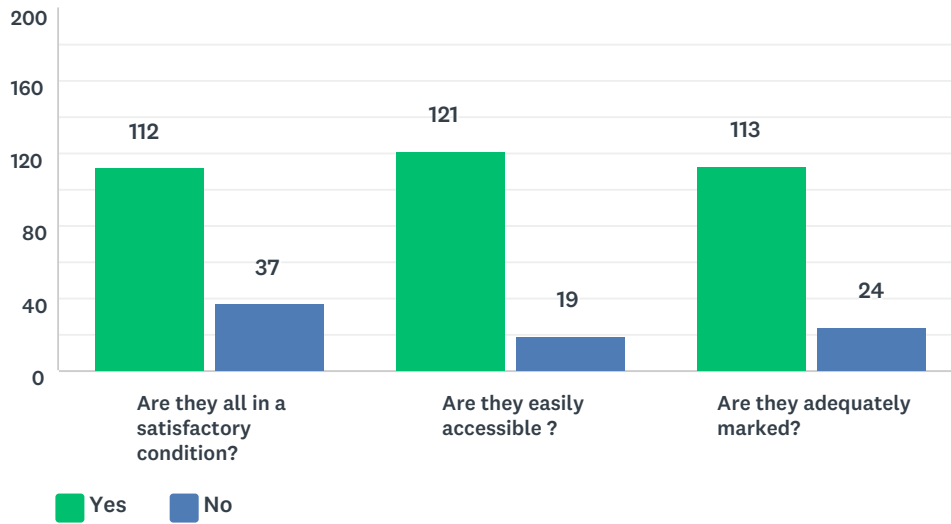
Answered: 183 Skipped: 12



ANSWER CHOICES	RESPONSES	
Yes	86.34%	158
No	13.66%	25
TOTAL		183

Q15 If you do use them, please let us know their condition.

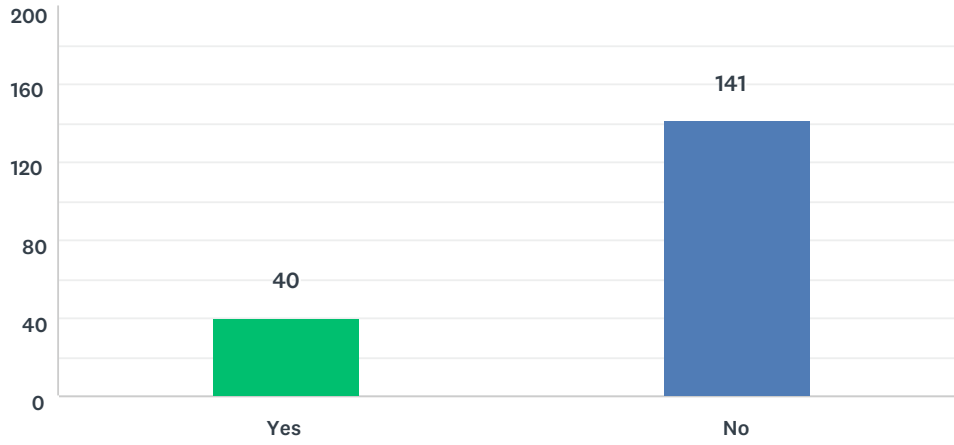
Answered: 151 Skipped: 44



	YES	NO	TOTAL RESPONDENTS
Are they all in a satisfactory condition?	75.68% 112	25.00% 37	148
Are they easily accessible ?	86.43% 121	13.57% 19	140
Are they adequately marked?	82.48% 113	17.52% 24	137

Q16 Would you like to join in/organise regular local footpath walks?

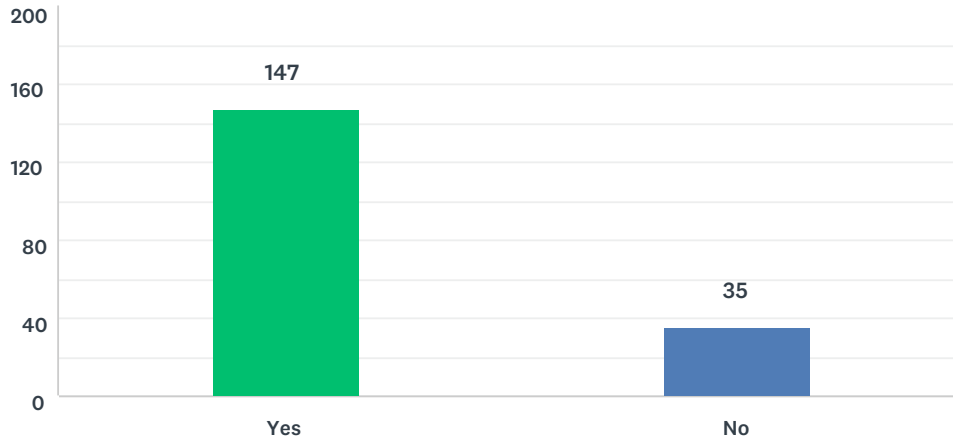
Answered: 181 Skipped: 14



ANSWER CHOICES	RESPONSES	
Yes	22.10%	40
No	77.90%	141
TOTAL		181

Q17 Would you find a map of local footpaths and bridleways useful?

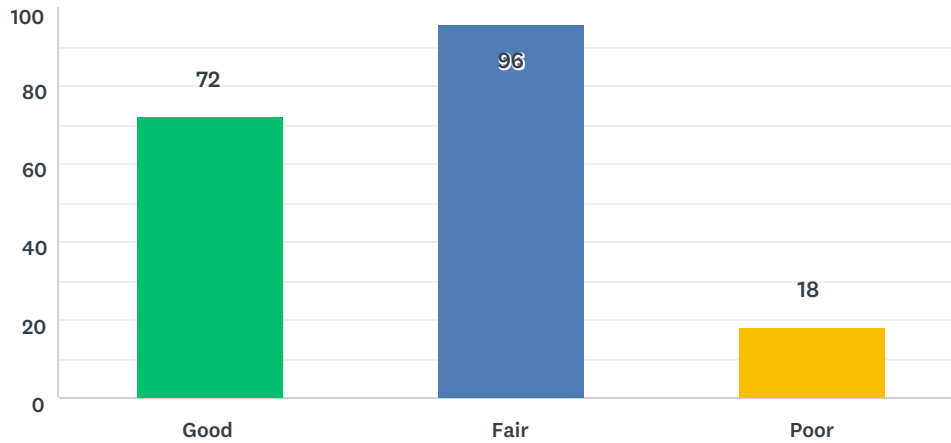
Answered: 182 Skipped: 13



ANSWER CHOICES	RESPONSES	
Yes	80.77%	147
No	19.23%	35
TOTAL		182

Q18 As a pavement user (pedestrian, wheelchair, mobility scooter, pushchair), do you consider the standard of pavements in Bleasby to be:

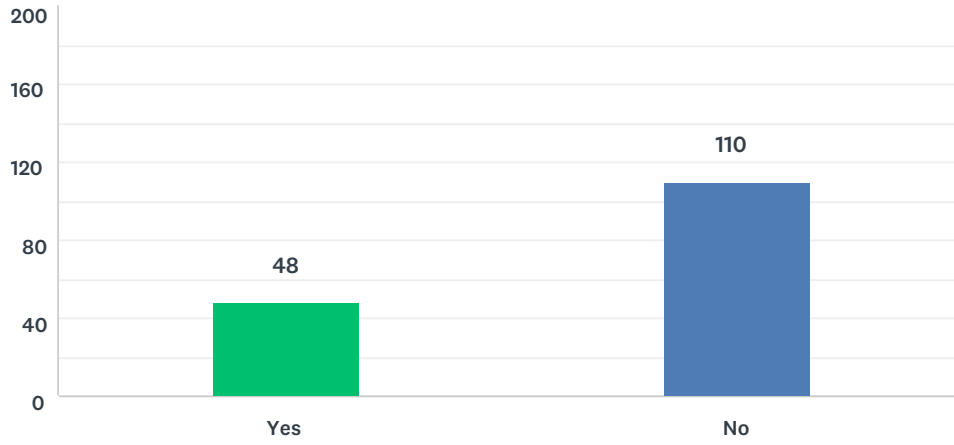
Answered: 186 Skipped: 9



ANSWER CHOICES		RESPONSES	
Good		38.71%	72
Fair		51.61%	96
Poor		9.68%	18
TOTAL			186

Q19 Do you know of any specific locations which are of concern?

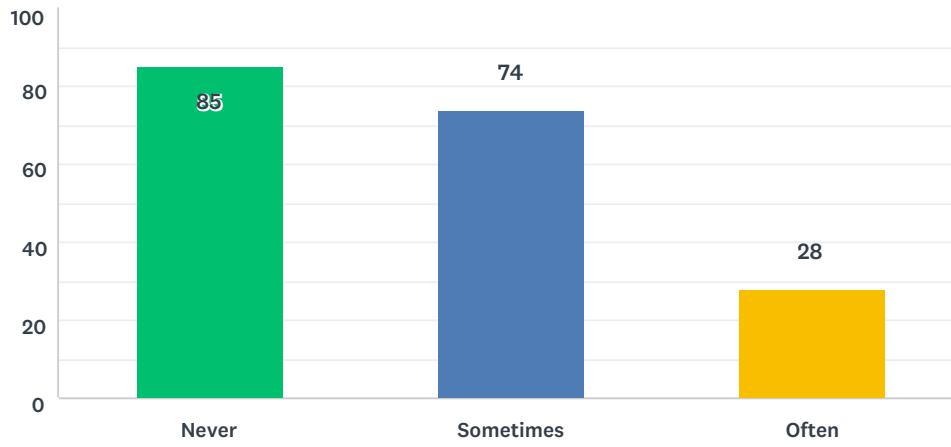
Answered: 158 Skipped: 37



ANSWER CHOICES	RESPONSES	
Yes	30.38%	48
No	69.62%	110
TOTAL		158

Q20 Do you use a bike in Bleasby?

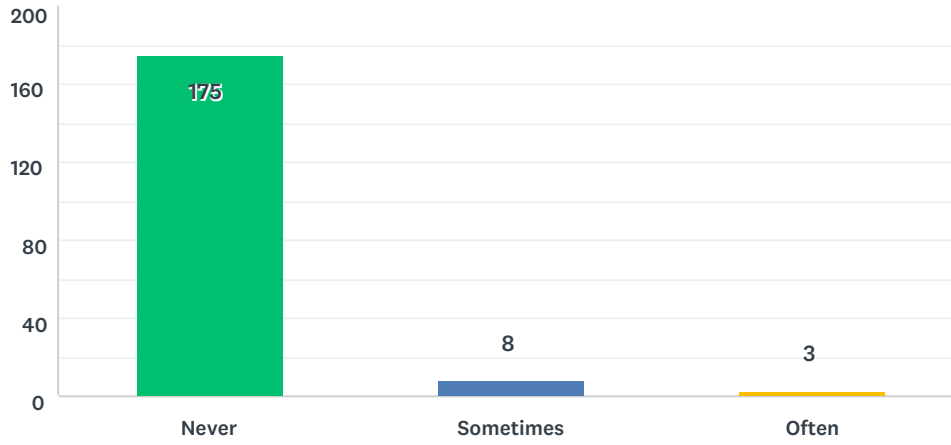
Answered: 187 Skipped: 8



ANSWER CHOICES	RESPONSES	
Never	45.45%	85
Sometimes	39.57%	74
Often	14.97%	28
TOTAL		187

Q21 Do you ride a horse in Bleasby?

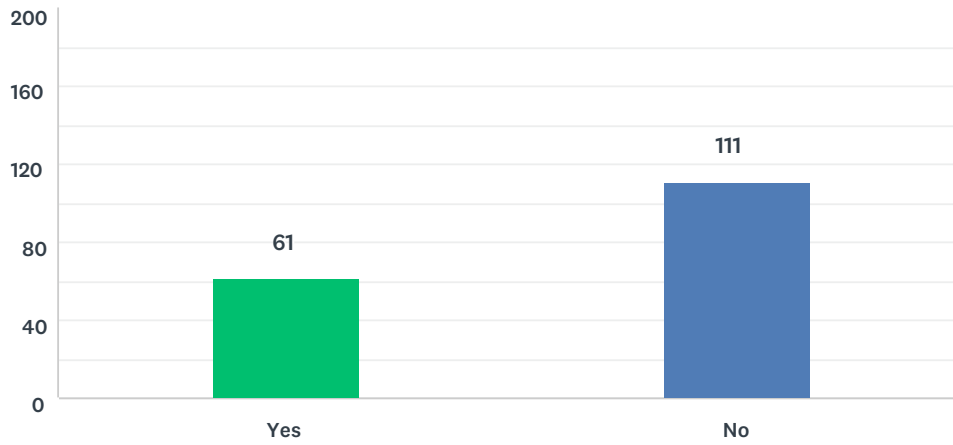
Answered: 186 Skipped: 9



ANSWER CHOICES	RESPONSES	
Never	94.09%	175
Sometimes	4.30%	8
Often	1.61%	3
TOTAL		186

Q22 Would you cycle / horse ride more often if there were safer routes ?

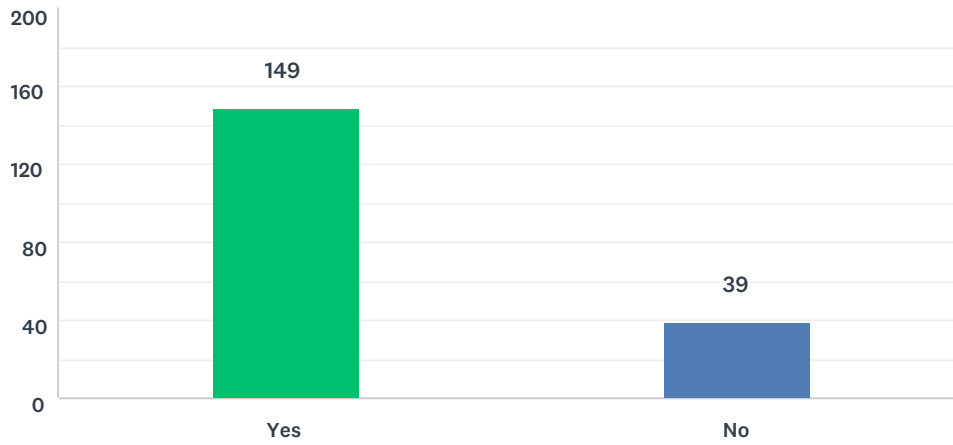
Answered: 172 Skipped: 23



ANSWER CHOICES	RESPONSES	
Yes	35.47%	61
No	64.53%	111
TOTAL		172

Q23 Speeding Are you concerned about speeding in the village?

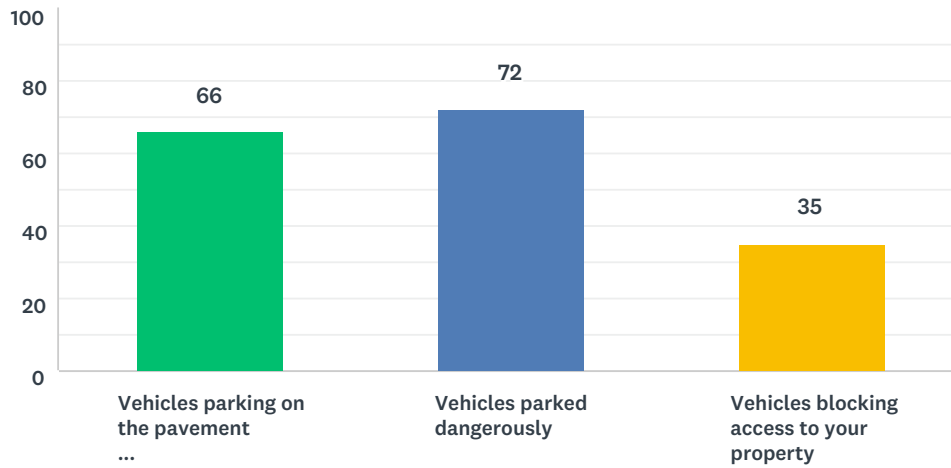
Answered: 188 Skipped: 7



ANSWER CHOICES	RESPONSES	
Yes	79.26%	149
No	20.74%	39
TOTAL		188

Q24 Parking Do you ever have any problems with:

Answered: 111 Skipped: 84



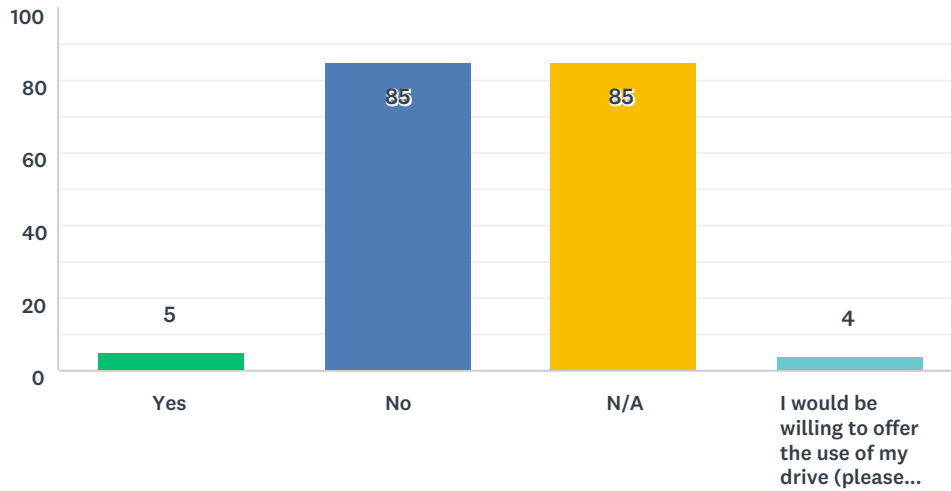
ANSWER CHOICES	RESPONSES	
Vehicles parking on the pavement	59.46%	66
Vehicles parked dangerously	64.86%	72
Vehicles blocking access to your property	31.53%	35
Total Respondents: 111		

Q25 We know that parking congestion outside schools is a national issue. We also understand that many parents have no choice but to use their car for the 'school run'. Can you suggest any practical ways to reduce parking congestion outside school? If you use your car for the 'school run', is there anything that would help you to use your car less?

Answered: 86 Skipped: 109

Q26 Do you take part in the shared driveway scheme to relieve parking congestion at school ?

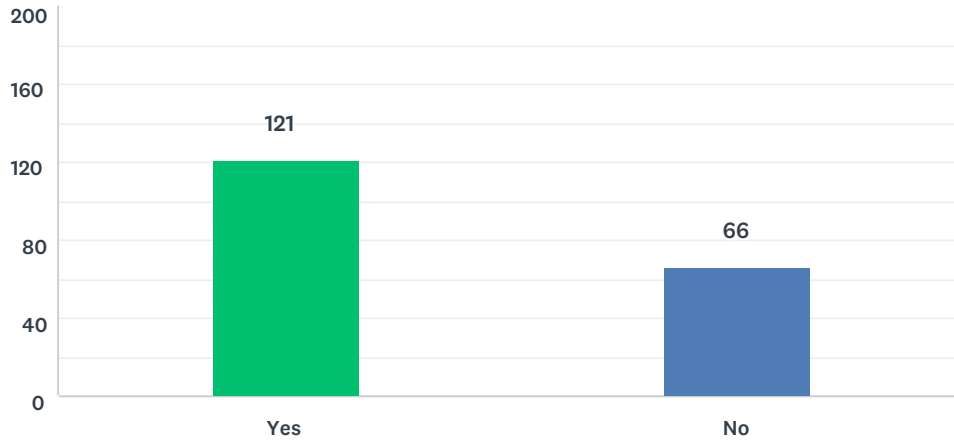
Answered: 172 Skipped: 23



ANSWER CHOICES	RESPONSES	
Yes	2.91%	5
No	49.42%	85
N/A	49.42%	85
I would be willing to offer the use of my drive (please provide your contact details at the end of the survey)	2.33%	4
Total Respondents: 172		

Q27 Were you aware of the free bus service?

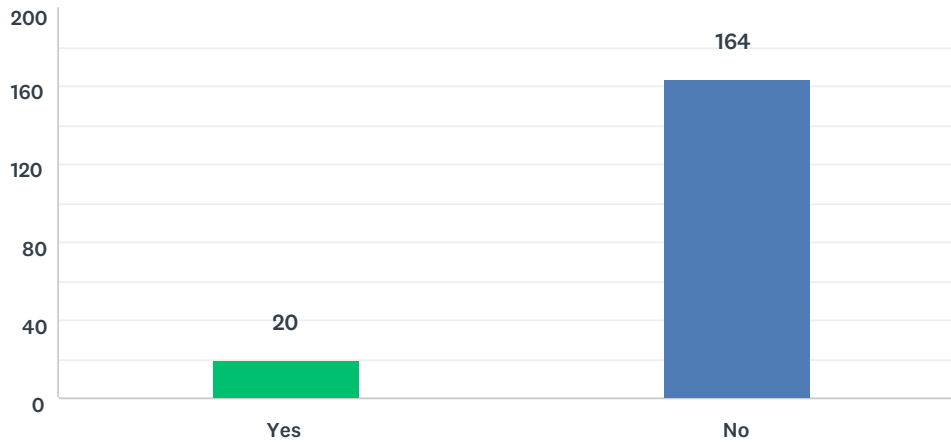
Answered: 187 Skipped: 8



ANSWER CHOICES	RESPONSES	
Yes	64.71%	121
No	35.29%	66
TOTAL		187

Q28 Have you used this service?

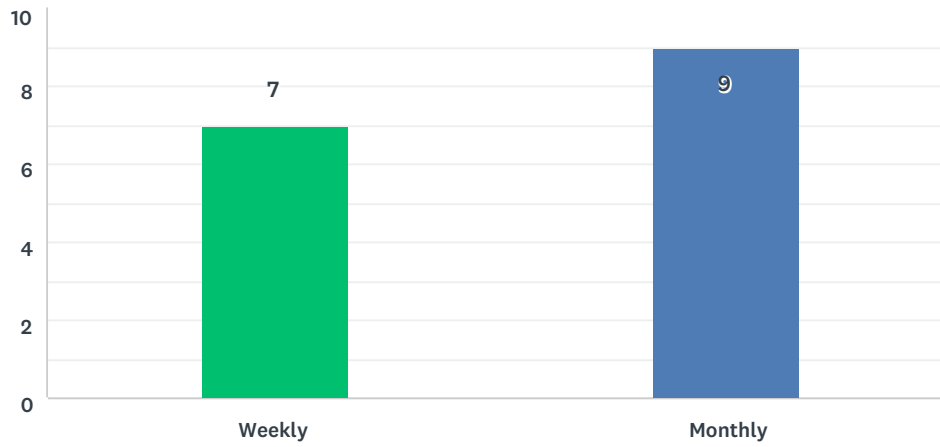
Answered: 184 Skipped: 11



ANSWER CHOICES	RESPONSES	
Yes	10.87%	20
No	89.13%	164
TOTAL		184

Q29 If you use this service, how frequently do you use it?

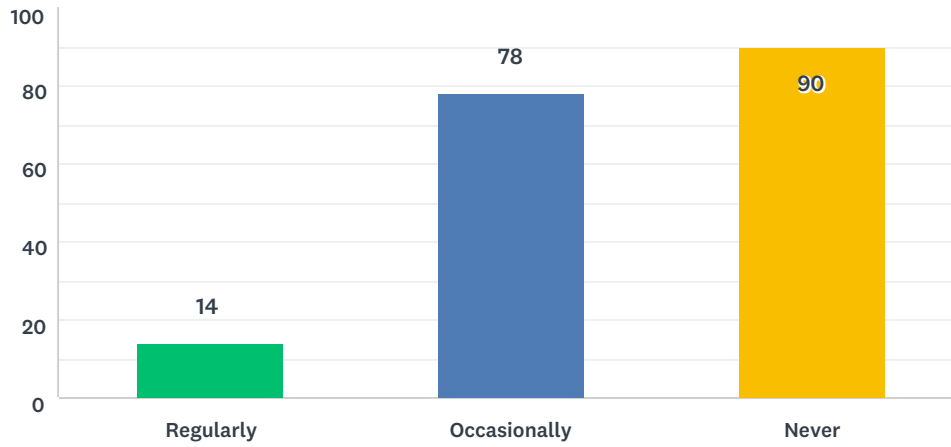
Answered: 16 Skipped: 179



ANSWER CHOICES	RESPONSES	
Weekly	43.75%	7
Monthly	56.25%	9
TOTAL		16

Q30 Do members of your household (or people visiting you) walk between Thurgarton & Bleasby to catch a bus ?

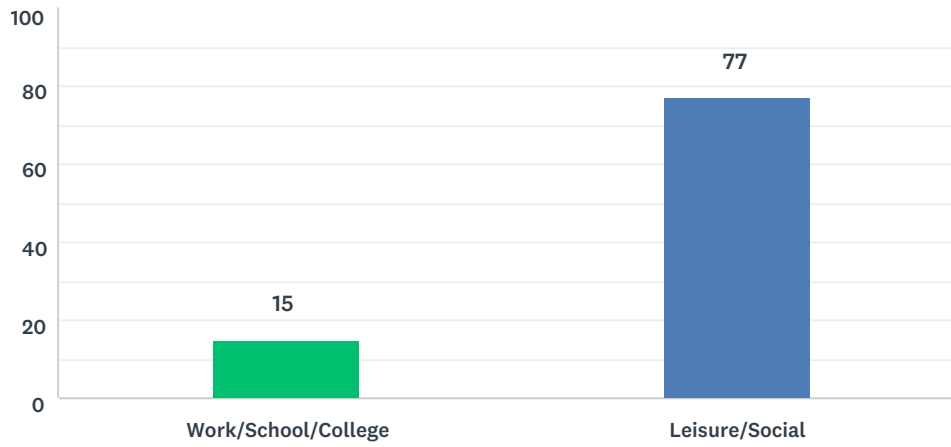
Answered: 182 Skipped: 13



ANSWER CHOICES		RESPONSES	
Regularly		7.69%	14
Occasionally		42.86%	78
Never		49.45%	90
TOTAL			182

Q31 If so, for what reason?

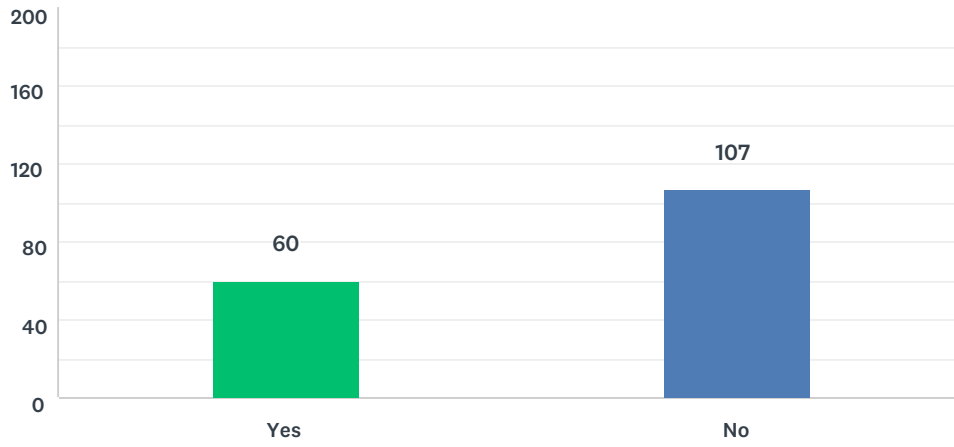
Answered: 92 Skipped: 103



ANSWER CHOICES	RESPONSES	
Work/School/College	16.30%	15
Leisure/Social	83.70%	77
TOTAL		92

Q32 Would you be interested in a local community minibus for Bleasby residents to use ?

Answered: 167 Skipped: 28



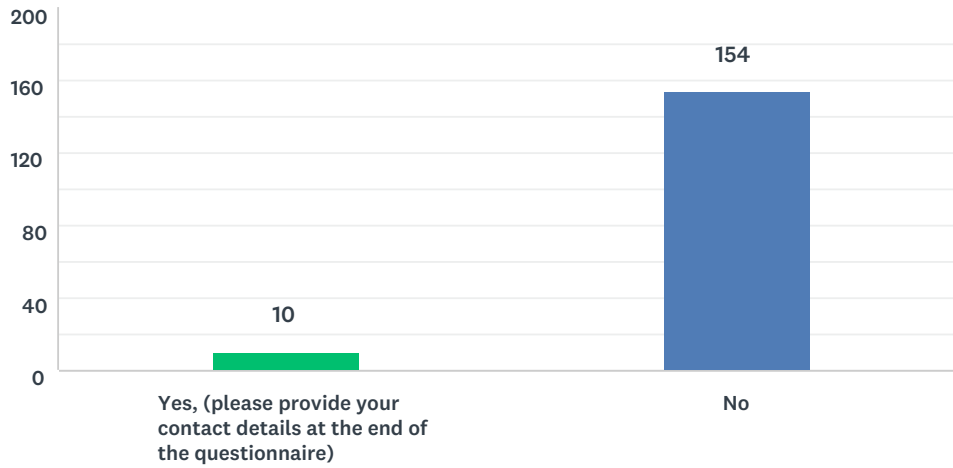
ANSWER CHOICES	RESPONSES	
Yes	35.93%	60
No	64.07%	107
TOTAL		167

Q33 If yes, what would you (or an organisation you are associated with) use it for?

Answered: 50 Skipped: 145

Q34 Would you be willing to help get a community minibus scheme established?

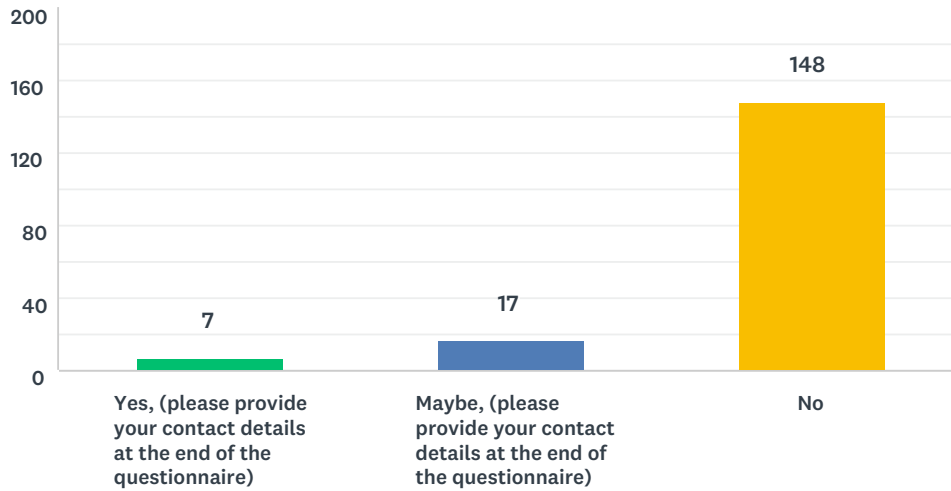
Answered: 164 Skipped: 31



ANSWER CHOICES	RESPONSES	
Yes, (please provide your contact details at the end of the questionnaire)	6.10%	10
No	93.90%	154
TOTAL		164

Q35 Would you find it helpful to have a lift from someone in Bleasby occasionally?

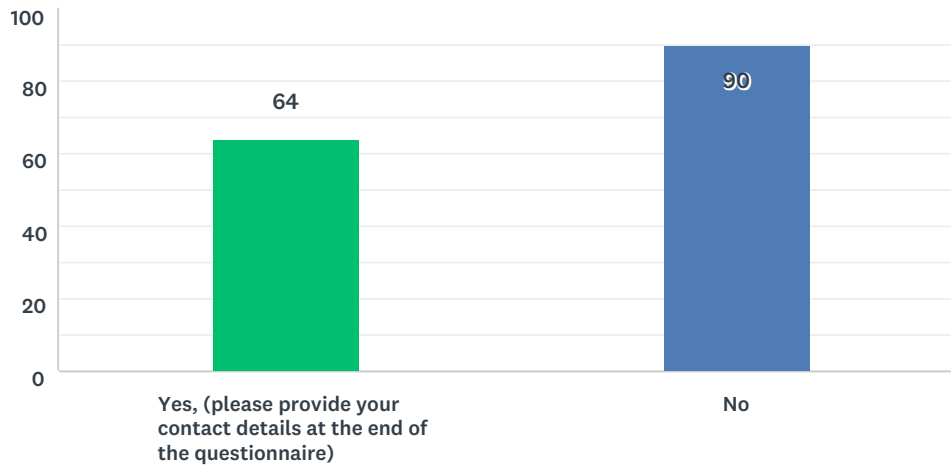
Answered: 172 Skipped: 23



ANSWER CHOICES	RESPONSES	
Yes, (please provide your contact details at the end of the questionnaire)	4.07%	7
Maybe, (please provide your contact details at the end of the questionnaire)	9.88%	17
No	86.05%	148
TOTAL		172

Q36 Would you be willing to offer someone a lift occasionally? For example, to get to the doctors in Southwell or to go shopping in Newark, and so on.

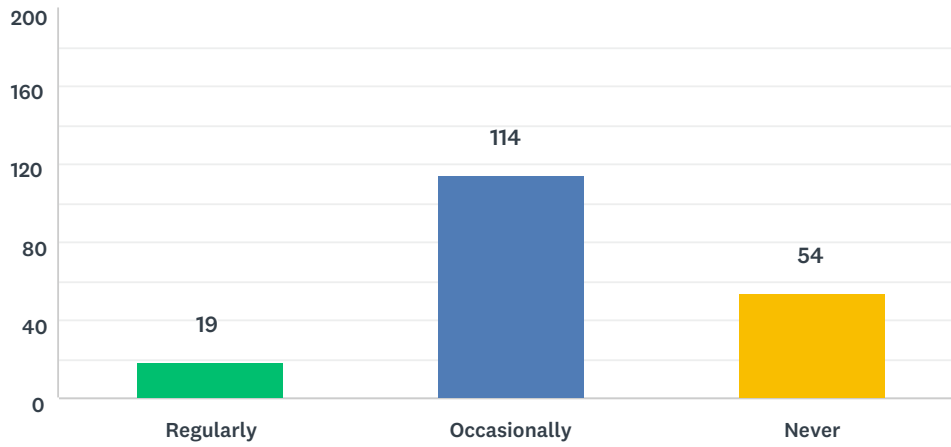
Answered: 154 Skipped: 41



ANSWER CHOICES	RESPONSES	
Yes, (please provide your contact details at the end of the questionnaire)	41.56%	64
No	58.44%	90
TOTAL		154

Q37 How often do you use the train to and from Bleasby?

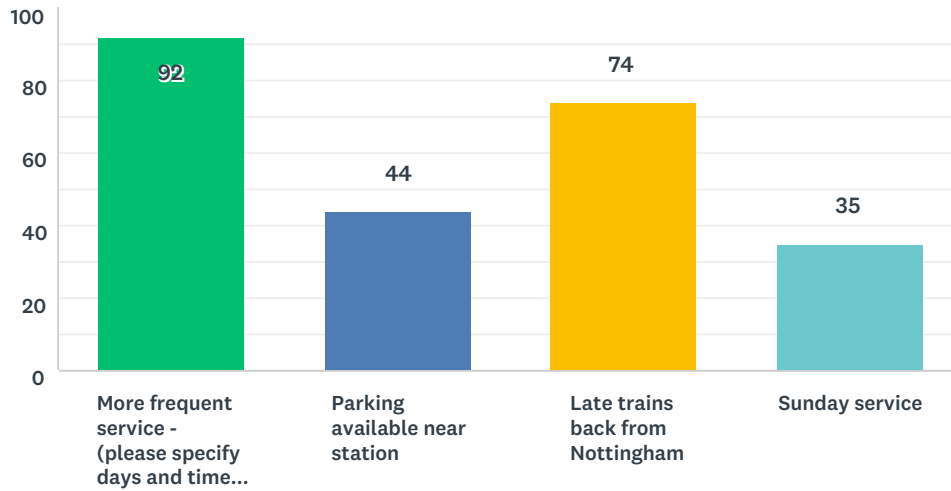
Answered: 187 Skipped: 8



ANSWER CHOICES	RESPONSES	
Regularly	10.16%	19
Occasionally	60.96%	114
Never	28.88%	54
TOTAL		187

Q38 What would enable you to use the train to and from Bleasby more often?

Answered: 134 Skipped: 61



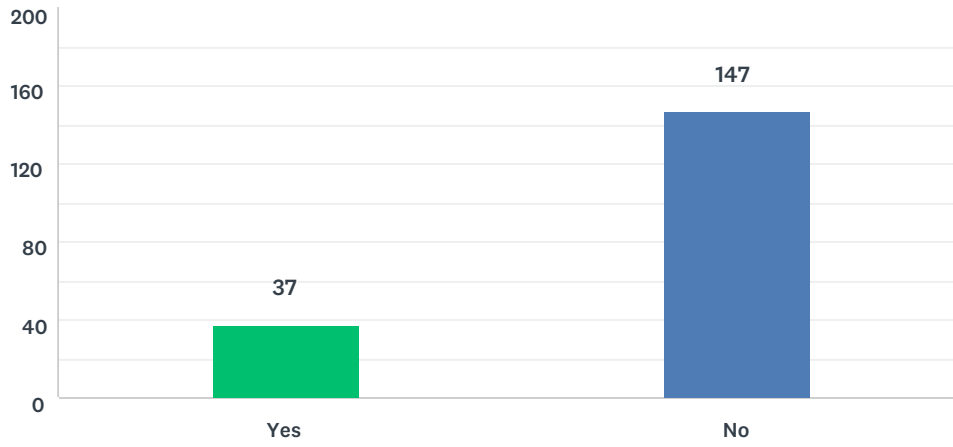
ANSWER CHOICES	RESPONSES	
More frequent service - (please specify days and times in box below)	68.66%	92
Parking available near station	32.84%	44
Late trains back from Nottingham	55.22%	74
Sunday service	26.12%	35
Total Respondents: 134		

Q39 Do you have any other comments to make related to the 'Getting Around' section?

Answered: 29 Skipped: 166

Q40 Do you make use of the Glebe Field at times outside of organised events?

Answered: 184 Skipped: 11



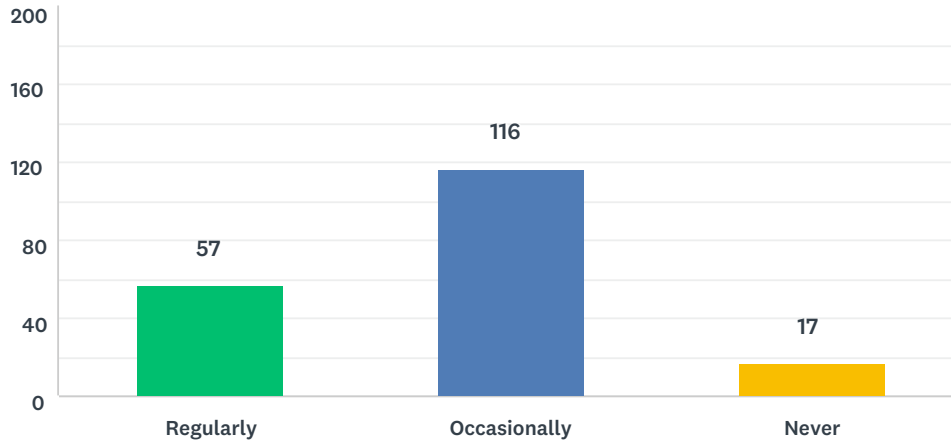
ANSWER CHOICES	RESPONSES	
Yes	20.11%	37
No	79.89%	147
TOTAL		184

Q41 Do you think that Glebe Field could be improved? If so, how?

Answered: 92 Skipped: 103

Q42 Do you visit the Jubilee Ponds?

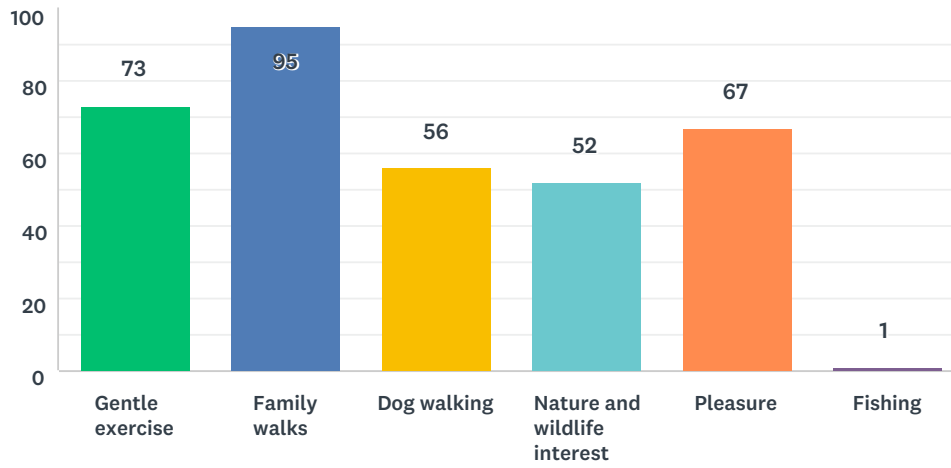
Answered: 190 Skipped: 5



ANSWER CHOICES	RESPONSES	
Regularly	30.00%	57
Occasionally	61.05%	116
Never	8.95%	17
TOTAL		190

Q43 What do you use the Jubilee Ponds for?

Answered: 171 Skipped: 24



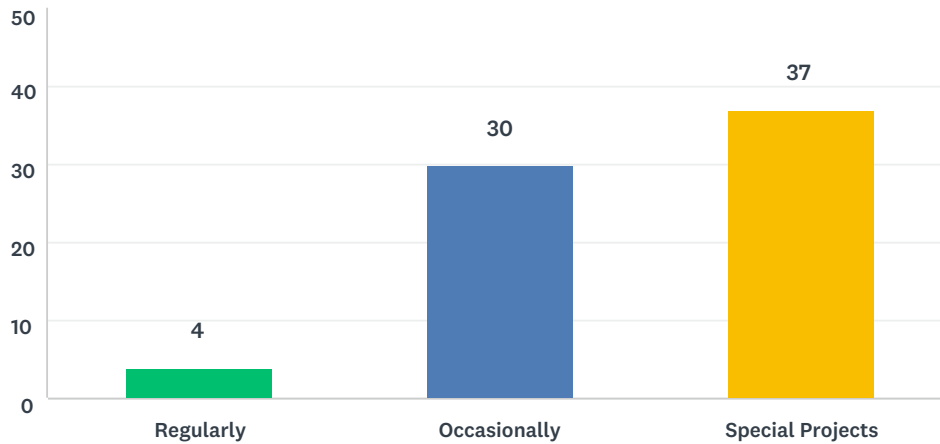
ANSWER CHOICES	RESPONSES	
Gentle exercise	42.69%	73
Family walks	55.56%	95
Dog walking	32.75%	56
Nature and wildlife interest	30.41%	52
Pleasure	39.18%	67
Fishing	0.58%	1
Total Respondents: 171		

Q44 Do you think that the Jubilee Ponds could be improved? If so, how?

Answered: 56 Skipped: 139

Q45 Would you be willing to help around the Ponds? (If yes, please tick the relevant box below and provide your details at the end of the questionnaire).

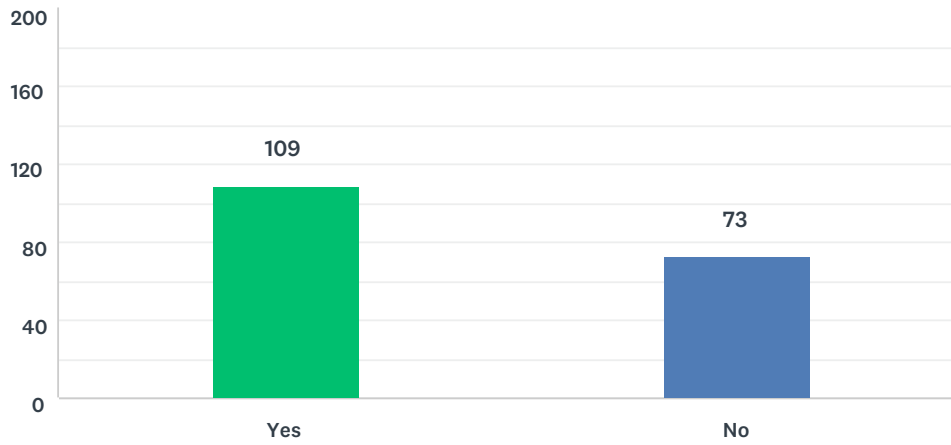
Answered: 65 Skipped: 130



ANSWER CHOICES	RESPONSES	
Regularly	6.15%	4
Occasionally	46.15%	30
Special Projects	56.92%	37
Total Respondents: 65		

Q46 Do you ever attend, visit or use the church?

Answered: 182 Skipped: 13



ANSWER CHOICES	RESPONSES	
Yes	59.89%	109
No	40.11%	73
TOTAL		182

Q47 What occasions, events or kinds of service would encourage you to visit the church more?

Answered: 52 Skipped: 143

Q48 In what way do you think that the church could be used more or developed further to create greater community engagement and spirit ?

Answered: 46 Skipped: 149

Q49 What would encourage your greater use of and attendance at events in the Village Hall?

Answered: 59 Skipped: 136

Q50 Do you think that the Village Hall could be further improved? If so, how?

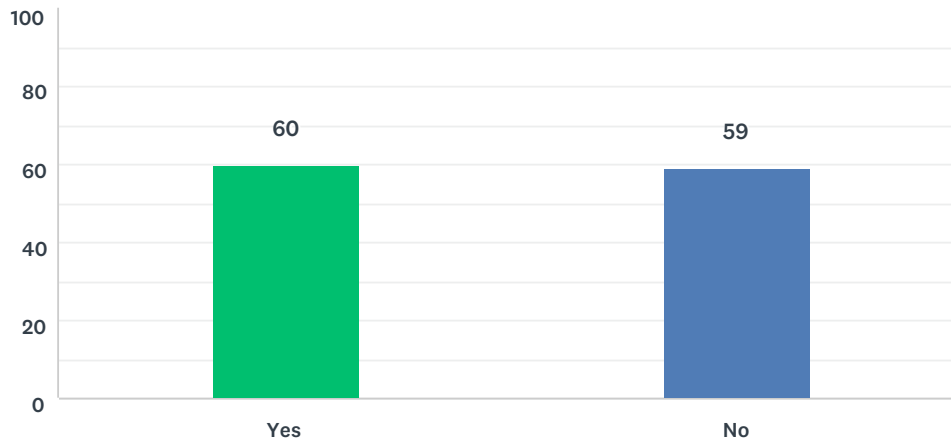
Answered: 54 Skipped: 141

Q51 Do you think that they could be further improved? If so, how?

Answered: 33 Skipped: 162

Q52 Would you like to see other organised activities in our village community spaces and facilities? For example outdoor activities / education / interests / opportunities

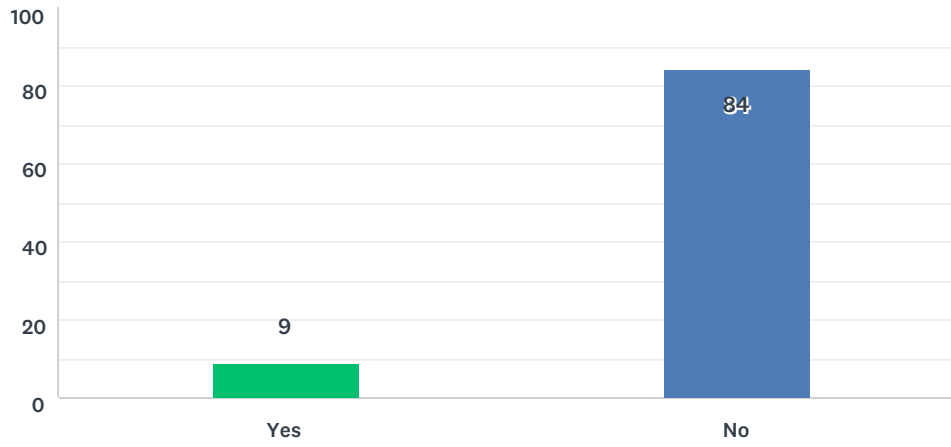
Answered: 119 Skipped: 76



ANSWER CHOICES	RESPONSES	
Yes	50.42%	60
No	49.58%	59
TOTAL		119

Q53 If yes, would you be able to help coach / referee or run / support local activities?

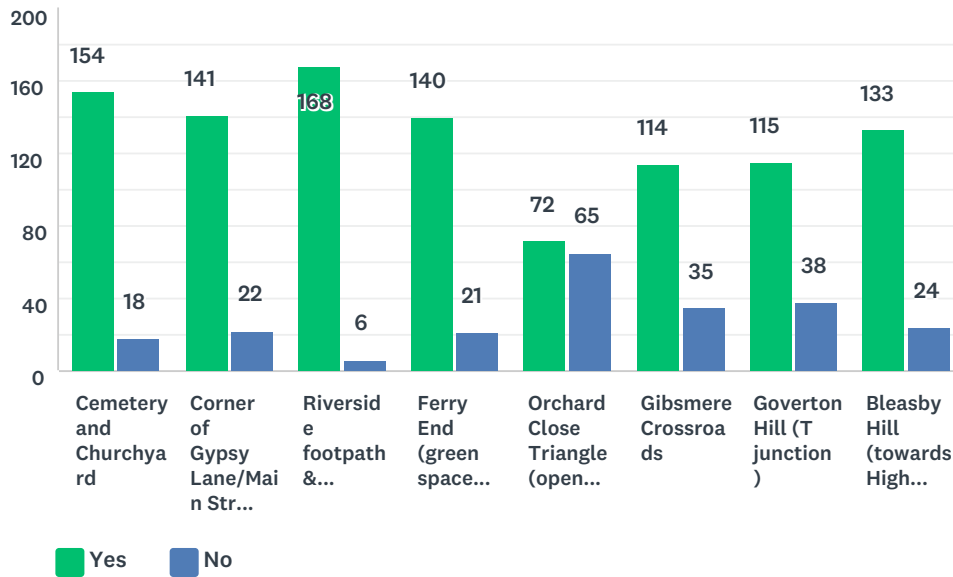
Answered: 93 Skipped: 102



ANSWER CHOICES	RESPONSES	
Yes	9.68%	9
No	90.32%	84
TOTAL		93

Q54 Do you value/appreciate these open spaces?

Answered: 181 Skipped: 14



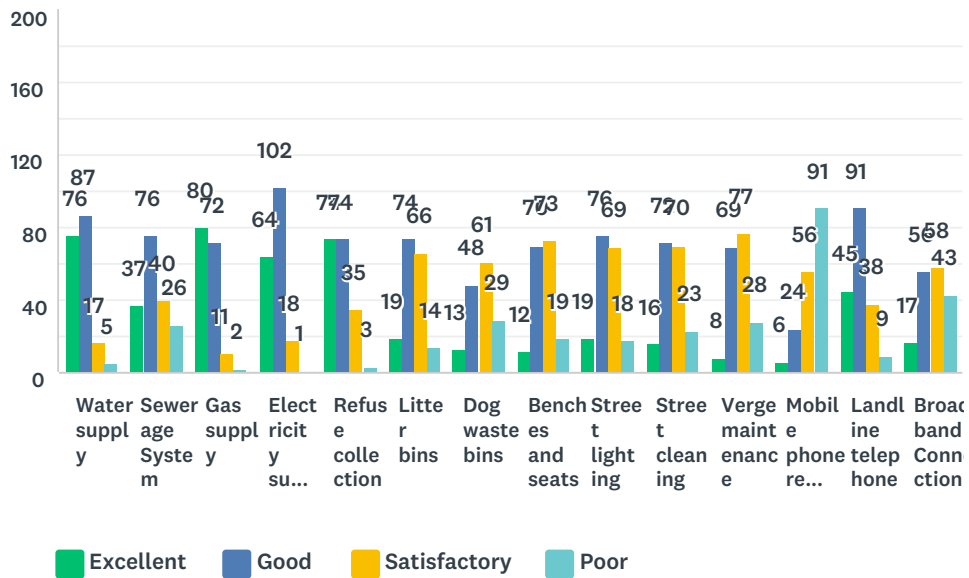
	YES	NO	TOTAL	WEIGHTED AVERAGE
Cemetery and Churchyard	89.53% 154	10.47% 18	172	1.10
Corner of Gypsy Lane/Main Street (Chestnut tree)	86.50% 141	13.50% 22	163	1.13
Riverside footpath & bridleway (Hazelford)	96.55% 168	3.45% 6	174	1.03
Ferry End (green space with bench to left of slipway at Hazelford)	86.96% 140	13.04% 21	161	1.13
Orchard Close Triangle (open space)	52.55% 72	47.45% 65	137	1.47
Gibsmere Crossroads	76.51% 114	23.49% 35	149	1.23
Goverton Hill (T junction)	75.16% 115	24.84% 38	153	1.25
Bleasby Hill (towards High Cross) verge and vista	84.71% 133	15.29% 24	157	1.15

Q55 Do you have any other comments to make about our Village Assets?

Answered: 31 Skipped: 164

Q56 What are your views on the standard of the following services/facilities in Bleasby?

Answered: 187 Skipped: 8

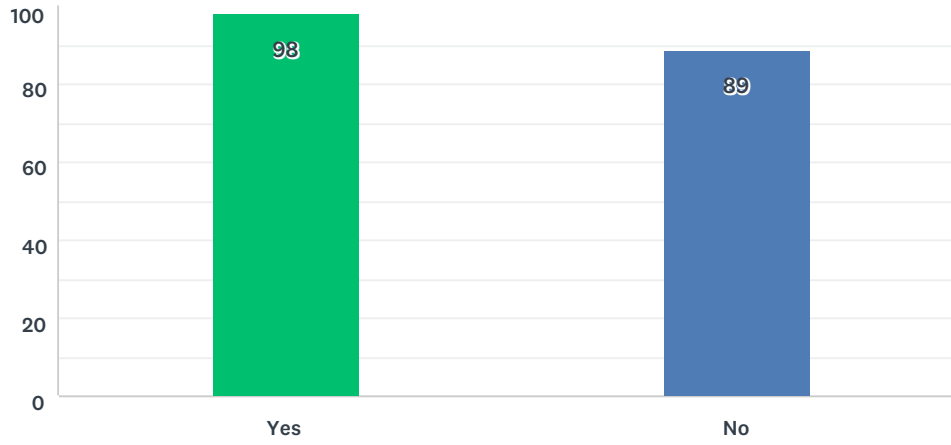


	EXCELLENT	GOOD	SATISFACTORY	POOR	TOTAL	WEIGHTED AVERAGE
Water supply	41.08%	47.03%	9.19%	2.70%	185	1.74
Sewerage System	20.67%	42.46%	22.35%	14.53%	179	2.31
Gas supply	48.48%	43.64%	6.67%	1.21%	165	1.61
Electricity supply	34.59%	55.14%	9.73%	0.54%	185	1.76
Refuse collection	39.78%	39.78%	18.82%	1.61%	186	1.82
Litter bins	10.98%	42.77%	38.15%	8.09%	173	2.43
Dog waste bins	8.61%	31.79%	40.40%	19.21%	151	2.70
Benches and seats	6.90%	40.23%	41.95%	10.92%	174	2.57
Street lighting	10.44%	41.76%	37.91%	9.89%	182	2.47
Street cleaning	8.84%	39.78%	38.67%	12.71%	181	2.55
Verge maintenance	4.40%	37.91%	42.31%	15.38%	182	2.69
Mobile phone reception	3.39%	13.56%	31.64%	51.41%	177	3.31
Landline telephone	24.59%	49.73%	20.77%	4.92%	183	2.06

Broadband Connection	9.77%	32.18%	33.33%	24.71%	174	2.73
	17	56	58	43		

Q57 Are you worried or concerned about flooding in Bleasby?

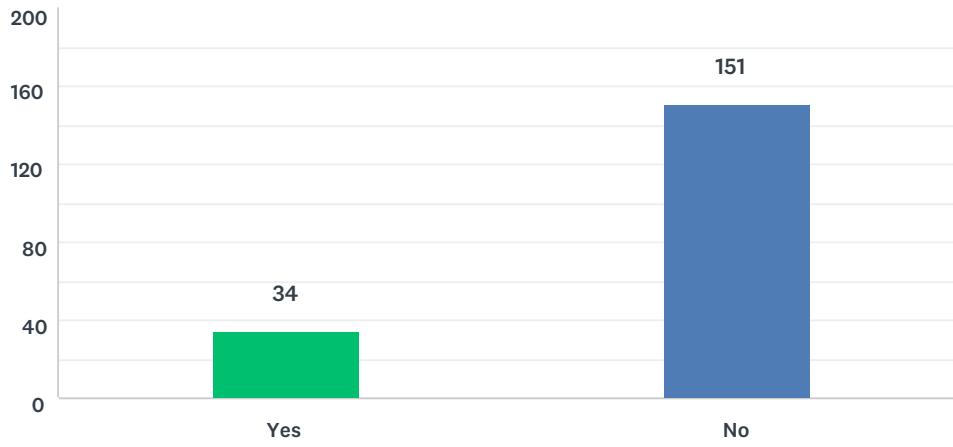
Answered: 187 Skipped: 8



ANSWER CHOICES	RESPONSES	
Yes	52.41%	98
No	47.59%	89
TOTAL		187

Q58 Have you experienced flooding at your property?

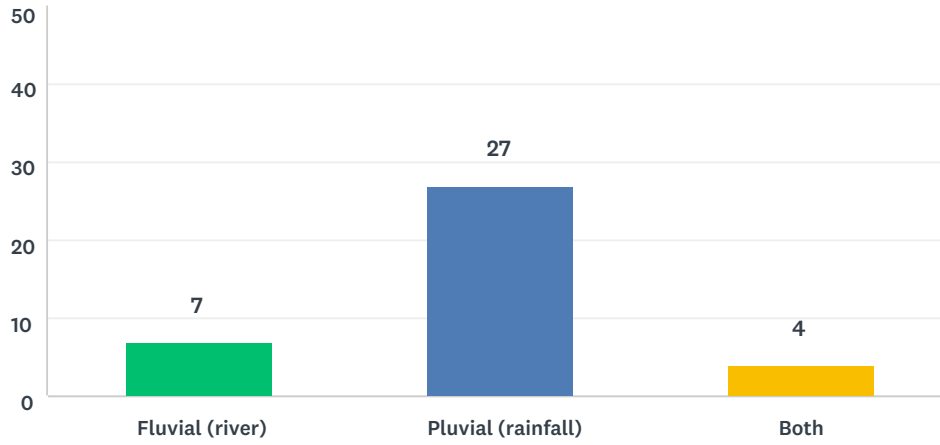
Answered: 185 Skipped: 10



ANSWER CHOICES	RESPONSES	
Yes	18.38%	34
No	81.62%	151
TOTAL		185

Q59 If yes, was flooding:

Answered: 38 Skipped: 157



ANSWER CHOICES	RESPONSES	
Fluvial (river)	18.42%	7
Pluvial (rainfall)	71.05%	27
Both	10.53%	4
TOTAL		38

Q60 Has risk of flooding affected your ability to get house insurance at a reasonable cost? Have you ever been refused house insurance due to risk of flooding?

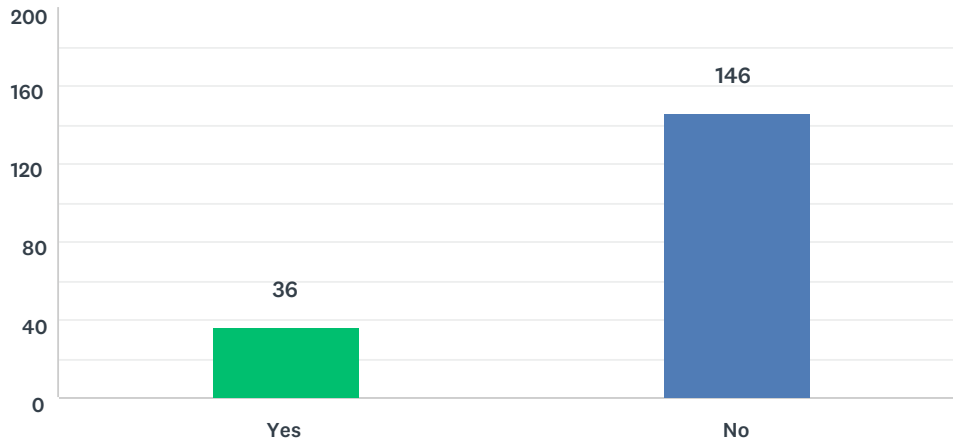
Answered: 180 Skipped: 15



ANSWER CHOICES	RESPONSES
Yes (If so, please offer more details in the box below and if you wish, leave your contact details at the end of the questionnaire).	27.22% 49
No	72.78% 131
TOTAL	180

Q61 Do you experience problems with drainage of sewage and/or household water during time of heavy rainfall or flooding?

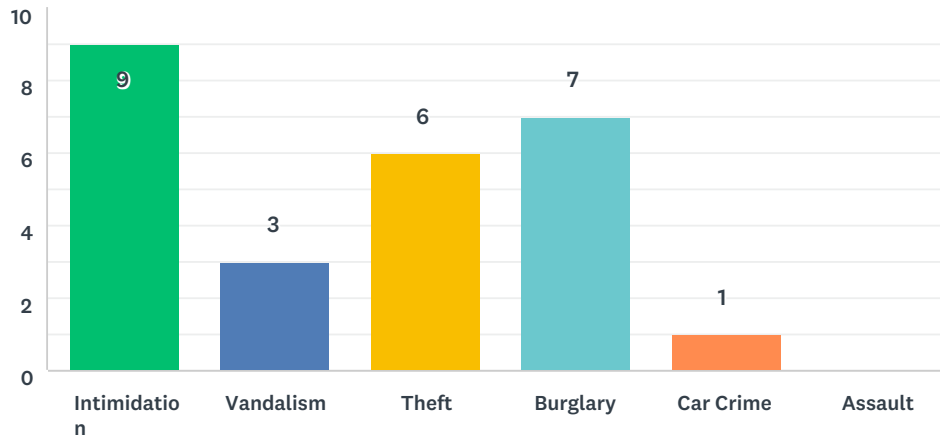
Answered: 182 Skipped: 13



ANSWER CHOICES	RESPONSES	
Yes	19.78%	36
No	80.22%	146
TOTAL		182

Q62 Has your family experienced any of the following within Bleasby in the last 12 months: (tick any that apply)

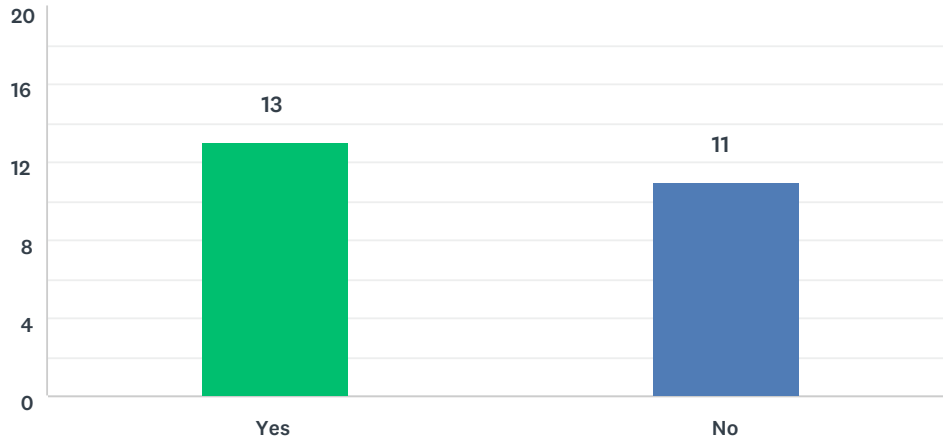
Answered: 21 Skipped: 174



ANSWER CHOICES	RESPONSES	
Intimidation	42.86%	9
Vandalism	14.29%	3
Theft	28.57%	6
Burglary	33.33%	7
Car Crime	4.76%	1
Assault	0.00%	0
Total Respondents: 21		

Q63 Did you report the incident?

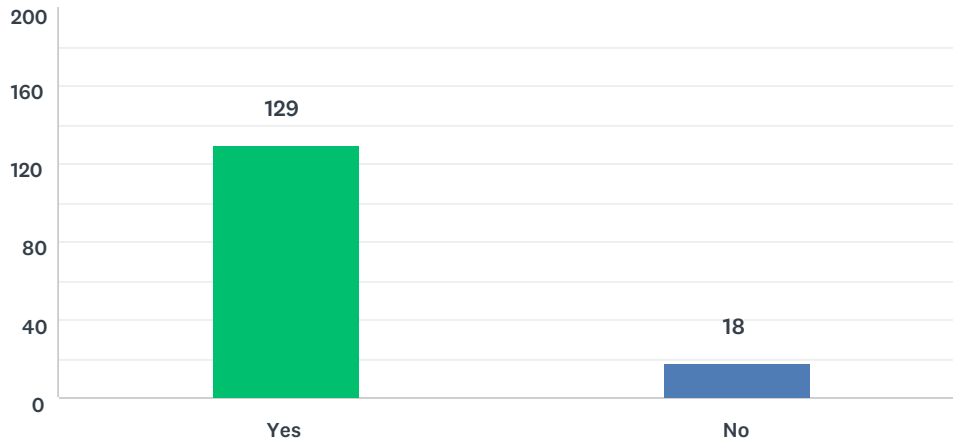
Answered: 24 Skipped: 171



ANSWER CHOICES	RESPONSES	
Yes	54.17%	13
No	45.83%	11
TOTAL		24

Q64 Would you like to see the Neighbourhood Watch group re-established in Bleasby?

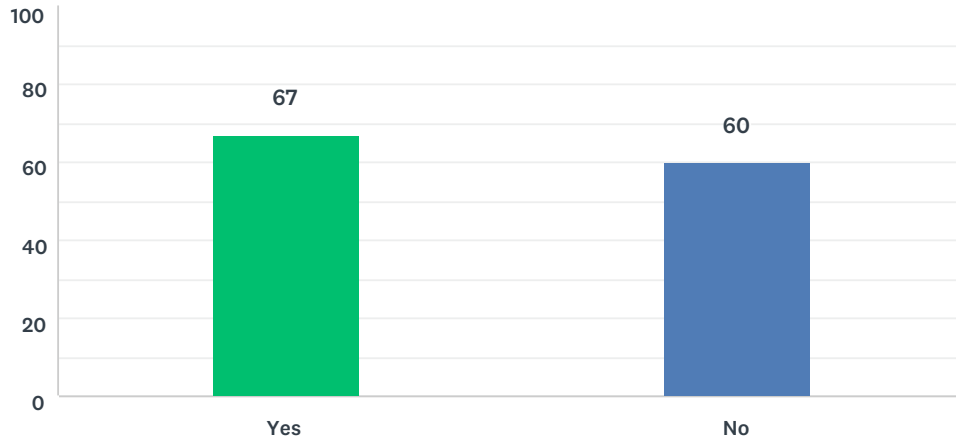
Answered: 147 Skipped: 48



ANSWER CHOICES	RESPONSES	
Yes	87.76%	129
No	12.24%	18
TOTAL		147

Q65 If yes, would you be willing to join the group?

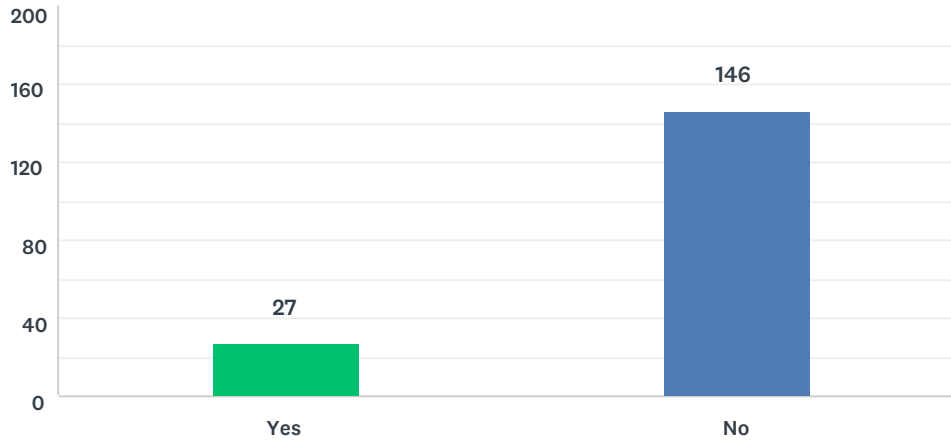
Answered: 127 Skipped: 68



ANSWER CHOICES	RESPONSES	
Yes	52.76%	67
No	47.24%	60
TOTAL		127

Q66 Housing Are you planning to leave Bleasby in the next five years?

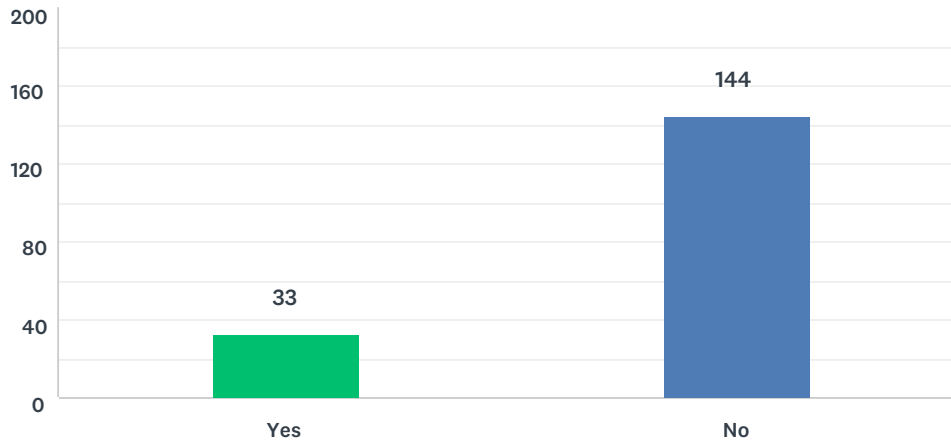
Answered: 173 Skipped: 22



ANSWER CHOICES	RESPONSES	
Yes	15.61%	27
No	84.39%	146
TOTAL		173

Q67 Since the 2005 Parish Plan, 50 new homes have been built. Do you feel that there is a need to build more homes in Bleasby?

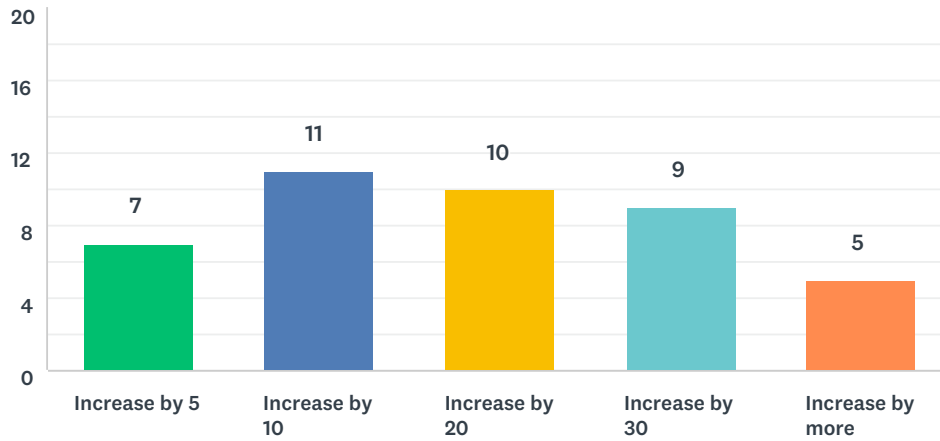
Answered: 177 Skipped: 18



ANSWER CHOICES	RESPONSES	
Yes	18.64%	33
No	81.36%	144
TOTAL		177

Q68 If yes, during the next 10 years, what further development would you like to see in terms of the number of new homes built in our parish?

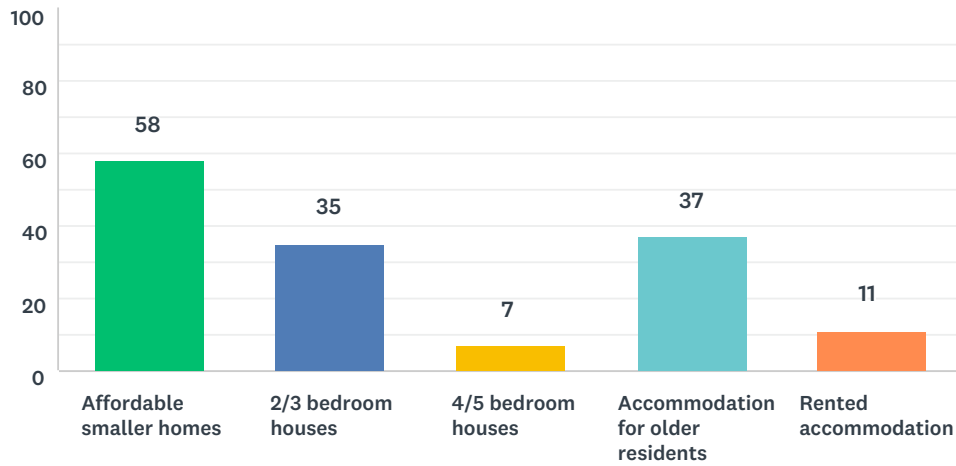
Answered: 42 Skipped: 153



ANSWER CHOICES	RESPONSES	
Increase by 5	16.67%	7
Increase by 10	26.19%	11
Increase by 20	23.81%	10
Increase by 30	21.43%	9
Increase by more	11.90%	5
TOTAL		42

Q69 Do you think there is a need for any of the following?

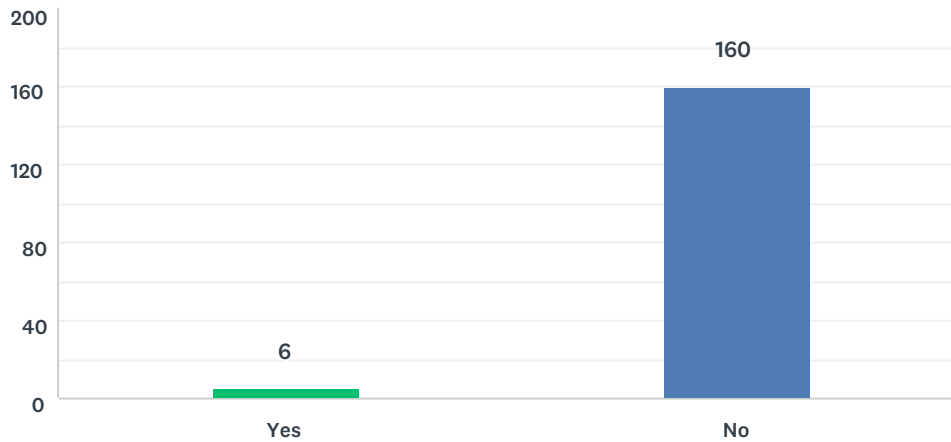
Answered: 85 Skipped: 110



ANSWER CHOICES	RESPONSES	
Affordable smaller homes	68.24%	58
2/3 bedroom houses	41.18%	35
4/5 bedroom houses	8.24%	7
Accommodation for older residents	43.53%	37
Rented accommodation	12.94%	11
Total Respondents: 85		

Q70 Has any member of your family had to move away from the village in the last five years because of lack of suitable or affordable accommodation within the parish?

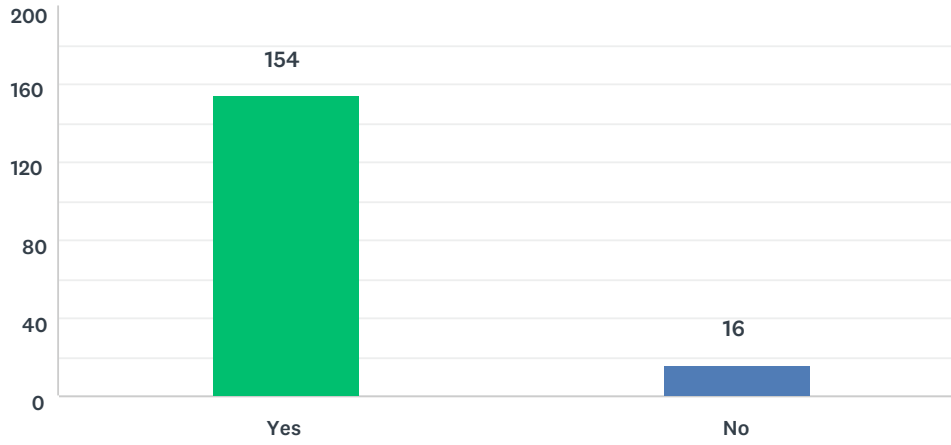
Answered: 166 Skipped: 29



ANSWER CHOICES	RESPONSES	
Yes	3.61%	6
No	96.39%	160
Total Respondents: 166		

Q71 Would you be in favour of a Neighbourhood Plan for Bleasby?

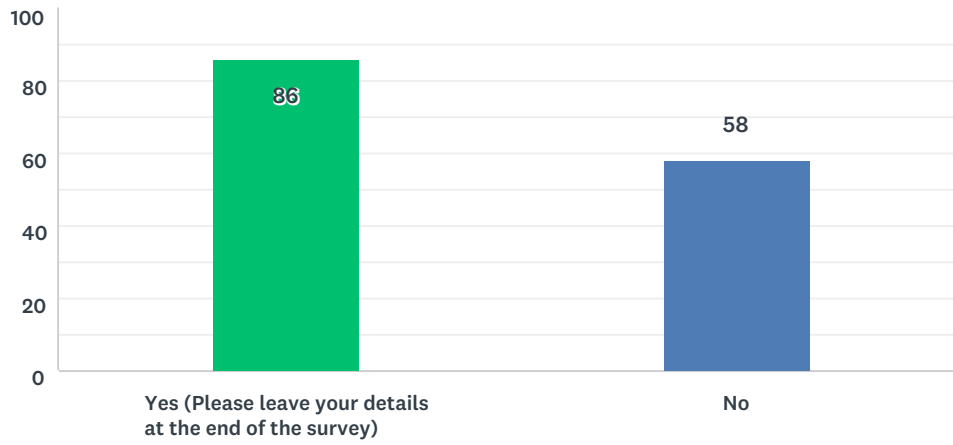
Answered: 170 Skipped: 25



ANSWER CHOICES	RESPONSES	
Yes	90.59%	154
No	9.41%	16
TOTAL		170

Q72 Would you like to know more about a Neighbourhood Plan?

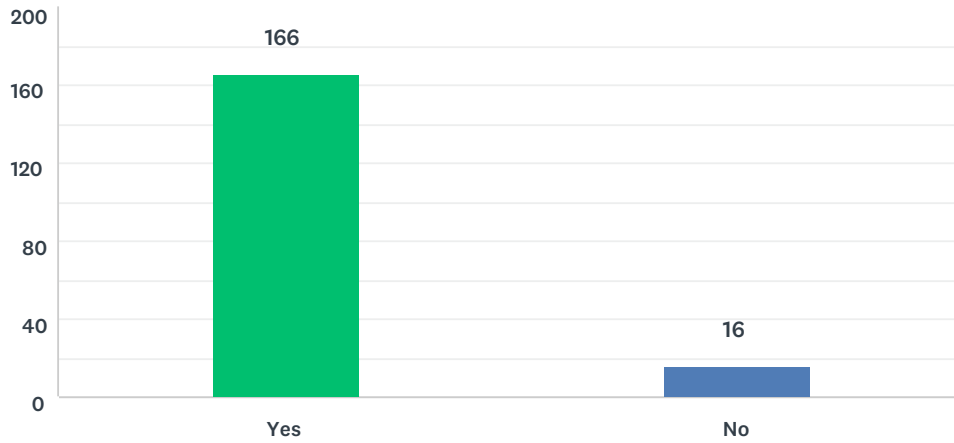
Answered: 144 Skipped: 51



ANSWER CHOICES	RESPONSES	
Yes (Please leave your details at the end of the survey)	59.72%	86
No	40.28%	58
TOTAL		144

Q73 Do you make use of local businesses within Bleasby? (Woodyard, Manor Farm Tea Shoppe, Waggon & Horses, builders, caravans, boats, hairdressers, painters, Hazelford Residential Care Home, carers, cleaners, local producers, musicians etc)

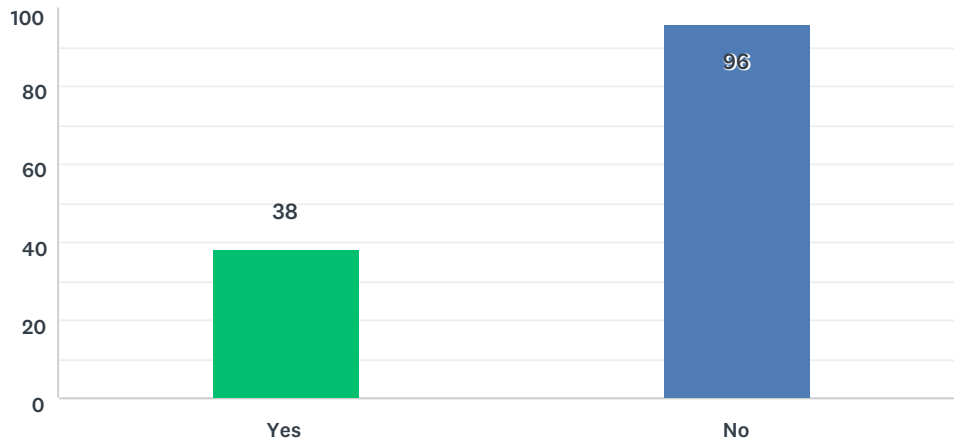
Answered: 182 Skipped: 13



ANSWER CHOICES	RESPONSES	
Yes	91.21%	166
No	8.79%	16
TOTAL		182

Q74 Can you see any business opportunities yet to be developed?

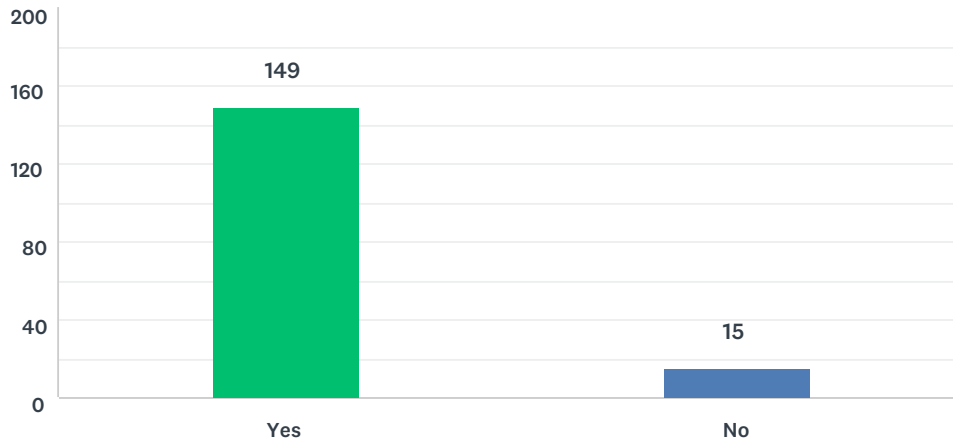
Answered: 134 Skipped: 61



ANSWER CHOICES	RESPONSES	
Yes	28.36%	38
No	71.64%	96
TOTAL		134

Q75 If you were more aware of local businesses in Bleasby would you choose/use them in preference to others?

Answered: 164 Skipped: 31



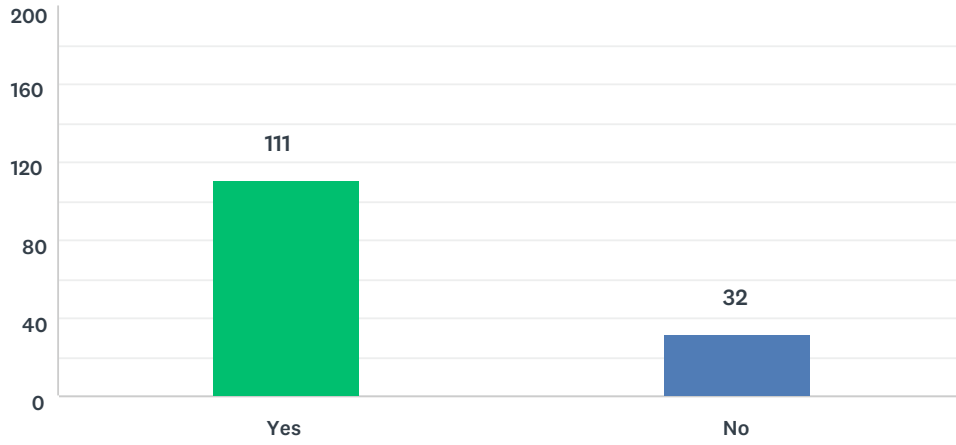
ANSWER CHOICES	RESPONSES	
Yes	90.85%	149
No	9.15%	15
TOTAL		164

Q76 If you already run a business or are thinking of setting up a new business, how could the parish better access and support it?

Answered: 12 Skipped: 183

Q77 Would more visitors to the parish be welcome?

Answered: 143 Skipped: 52



ANSWER CHOICES	RESPONSES	
Yes	77.62%	111
No	22.38%	32
TOTAL		143

Q78 A large proportion of the land in Bleasby is agricultural. How could we further support our farming community? Ideas here please

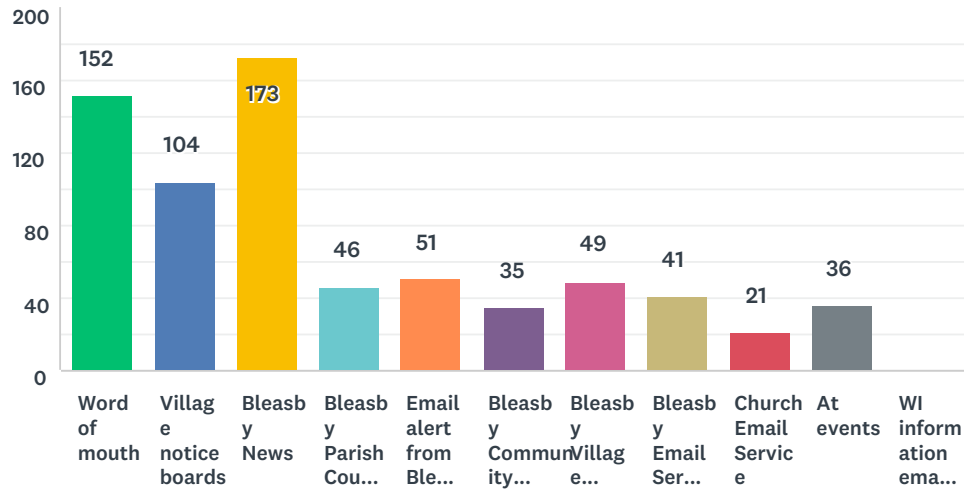
Answered: 37 Skipped: 158

Q79 Is there anything else you would like to say about Environment and Services?

Answered: 19 Skipped: 176

Q80 What methods do you use to find out what is going on in Bleasby? Tick all methods that apply

Answered: 187 Skipped: 8



ANSWER CHOICES	RESPONSES	
Word of mouth	81.28%	152
Village notice boards	55.61%	104
Bleasby News	92.51%	173
Bleasby Parish Council Website	24.60%	46
Email alert from Bleasby Parish Council Website	27.27%	51
Bleasby Community Website	18.72%	35
Bleasby Village Facebook Page	26.20%	49
Bleasby Email Service	21.93%	41
Church Email Service	11.23%	21
At events	19.25%	36
WI information email list	0.00%	0
Total Respondents: 187		

Q81 Which is currently your main source of information?

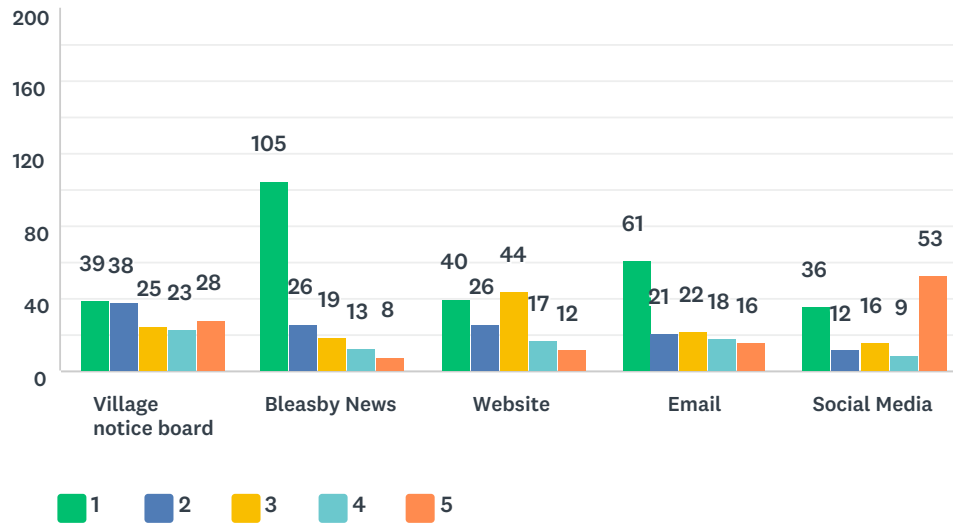
Answered: 148 Skipped: 47

Q82 Could these methods (or communication in general) be improved in the village? Please specify which service and improvement if possible.

Answered: 31 Skipped: 164

Q83 Ideally, what would be your preferred method of finding out about news, activities & events in Bleasby?(Please rate from 1 to 5, 1= most preferred, 5= least preferred)

Answered: 178 Skipped: 17



	1	2	3	4	5	TOTAL	WEIGHTED AVERAGE
Village notice board	25.49% 39	24.84% 38	16.34% 25	15.03% 23	18.30% 28	153	2.76
Bleasby News	61.40% 105	15.20% 26	11.11% 19	7.60% 13	4.68% 8	171	1.79
Website	28.78% 40	18.71% 26	31.65% 44	12.23% 17	8.63% 12	139	2.53
Email	44.20% 61	15.22% 21	15.94% 22	13.04% 18	11.59% 16	138	2.33
Social Media	28.57% 36	9.52% 12	12.70% 16	7.14% 9	42.06% 53	126	3.25

Q84 Is there anything else you would like to say in connection with the questionnaire, issues not covered or anything which will help this Parish Plan reflect your concerns? If you have a particular interest in a specific aspect of village life and would welcome further parish plan involvement, please indicate below.

Answered: 42 Skipped: 153

Q85 If you have expressed an interest in getting help, offering help or more information within the questionnaire, please leave your chosen / preferred details below so that we can contact you.

Answered: 92 Skipped: 103

ANSWER CHOICES	RESPONSES	
Name	94.57%	87
Company	0.00%	0
Address	0.00%	0
Address 2	0.00%	0
City/Town	0.00%	0
State/Province	0.00%	0
Post Code	0.00%	0
Country	0.00%	0
Email Address	90.22%	83
Phone Number	78.26%	72